

K E E P O N
Looping

Unlock the
Artistry of
Potholder Weaving
with 10 Expert Patterns for Beginners

Welcome

At Acorns & Twigs, we're not just about crafting – we're about fostering a sense of wonder, connecting with tradition, and celebrating the curiosity that can brighten up every part of life.

Our journey began with a simple passion for bringing the timeless fiber arts to modern craft enthusiasts. Through dedication, innovation, and a touch of magic, we've evolved into a creative haven where imagination knows no bounds.

At Acorns & Twigs, we believe in the power of crafting to awaken the artist within, to create moments of tranquility amid the chaos, and to build bridges between generations.

We invite you to dive into the world of creativity, one loop at a time.

Join us in this enchanting journey, and let's weave our stories into the fabric of time itself.

K E E P O N
Looping

A Timeless Craft

In today's world, where technology changes faster than you can say "update," there's something special about diving into crafts that have stood the test of time. Pothead weaving is one of those crafts—an art that's been passed down through generations, carrying stories and a bit of nostalgia with it.

Pothead weaving is more than just a craft; it's a journey that connects us to the past while allowing us to express our creativity in the present.

The fun started decades ago, as a child's craft using sock mill waste and found its way into homes everywhere.

What began as a pass-time necessity to earn pocket money, selling flimsy, randomly colored, nylon trivets door-to-door for \$0.25 each, is now all grown-up.

Today's thick, high quality cotton loops are not to be compared to those from your childhood. The color pallets are gorgeous, allowing beautiful pieces that are both useful and stunning.

As you embark on this journey, remember that you're not just weaving loops together; you're weaving memories, creativity, and a sense of connection that spans generations.

K E E P O N
Looping

The Allure

Potholder weaving offers a range of captivating benefits that make it a rewarding and fulfilling activity for individuals of all ages and skill levels.

Here are just some of the benefits that we have seen:

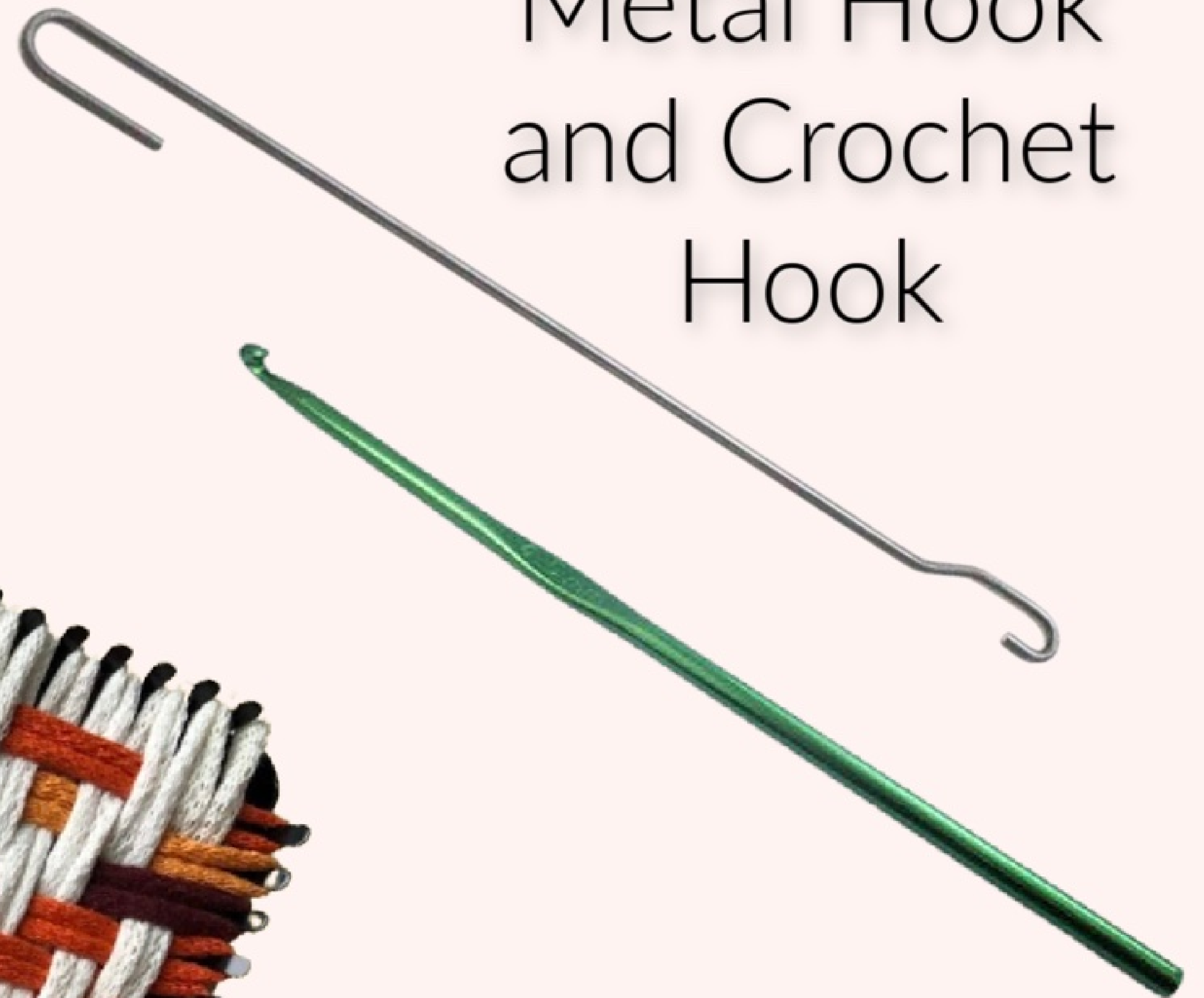
1. Creative Expression
2. Mindful Relaxation
3. Tangible Accomplishments
4. Connect with Tradition
5. Functional Artistry
6. Accessible for All Skill Levels
7. Timeless Tradition, Modern Appeal
8. Bonding and Sharing
9. Personalized Gifts
10. Sense of Achievement

Start your weaving adventure today, and unlock a realm of artistic expression and gratifying craftsmanship.


K E E P O N
Looping

Tools & Materials

Metal Hook
and Crochet
Hook



10" PRO Sized
Loom



10" PRO Sized
Loops




K E E P O N
Looping

Weaving Basics

New to potholder weaving, or need a refresher?
I made one live and saved the video for you!

I explain the different loom sizes, and show you how to finish the
potholder too!

Scan Here to
Make A Potholder
With Me!



KEEP ON
Looping

Weaving Tips

1. Experiment with different colors! Each of the patterns in this book can be made with other colors - giving it a completely different look sometimes!
2. If your loops have small strings hanging off them, feel free to clip them back a bit before weaving, and when you're finished your potholder, just give any loose threads a good pull and snip them off!
3. If your potholder doesn't lay flat, pull and stretch a little. Some times laying it under something heavy like a stack of books over night helps!
4. Pack each row as you go. Pull the row with your fingertips until it is in a straight line with the loom hooks. If you skip this step, you'll run out of room to fit the last loops and the pattern will not be as tidy.
5. The patterns in this book have lines in each square, they tell you the direction of the visable loop.

1. Rainbow Bliss

	1	2	3	4	5	6	7	8	9	10	11	12	13	14	15	16	17	18	19	20	21	22	23	24	25	26	27
1		-		-		-		-		-		-		-		-		-		-		-		-		-	
2	-		-		-		-		-		-		-		-		-		-		-		-		-		-
3		-		-		-		-		-		-		-		-		-		-		-		-		-	
4	-		-		-		-		-		-		-		-		-		-		-		-		-		-
5		-		-		-		-		-		-		-		-		-		-		-		-		-	
6	-		-		-		-		-		-		-		-		-		-		-		-		-		-
7		-		-		-		-		-		-		-		-		-		-		-		-		-	
8	-		-		-		-		-		-		-		-		-		-		-		-		-		-
9		-		-		-		-		-		-		-		-		-		-		-		-		-	
10	-		-		-		-		-		-		-		-		-		-		-		-		-		-
11		-		-		-		-		-		-		-		-		-		-		-		-		-	
12	-		-		-		-		-		-		-		-		-		-		-		-		-		-
13		-		-		-		-		-		-		-		-		-		-		-		-		-	
14	-		-		-		-		-		-		-		-		-		-		-		-		-		-
15		-		-		-		-		-		-		-		-		-		-		-		-		-	
16	-		-		-		-		-		-		-		-		-		-		-		-		-		-
17		-		-		-		-		-		-		-		-		-		-		-		-		-	
18	-		-		-		-		-		-		-		-		-		-		-		-		-		-
19		-		-		-		-		-		-		-		-		-		-		-		-		-	
20	-		-		-		-		-		-		-		-		-		-		-		-		-		-
21		-		-		-		-		-		-		-		-		-		-		-		-		-	
22	-		-		-		-		-		-		-		-		-		-		-		-		-		-
23		-		-		-		-		-		-		-		-		-		-		-		-		-	
24	-		-		-		-		-		-		-		-		-		-		-		-		-		-
25		-		-		-		-		-		-		-		-		-		-		-		-		-	
26	-		-		-		-		-		-		-		-		-		-		-		-		-		-
27		-		-		-		-		-		-		-		-		-		-		-		-		-	

COLOR KEY

3

Pink

4

Salmon

4

Red

4

Orange

4

Yellow

4

Peacock

4

Blue

27

White



KEEP ON
Looping

2. Candy Cane Stripes

	1	2	3	4	5	6	7	8	9	10	11	12	13	14	15	16	17	18	19	20	21	22	23	24	25	26	27
1		-		-		-		-		-		-		-		-		-		-		-		-		-	
2	-		-		-		-		-		-		-		-		-		-		-		-		-		-
3		-		-		-		-		-		-		-		-		-		-		-		-		-	
4	-		-		-		-		-		-		-		-		-		-		-		-		-		-
5		-		-		-		-		-		-		-		-		-		-		-		-		-	
6	-		-		-		-		-		-		-		-		-		-		-		-		-		-
7		-		-		-		-		-		-		-		-		-		-		-		-		-	
8	-		-		-		-		-		-		-		-		-		-		-		-		-		-
9		-		-		-		-		-		-		-		-		-		-		-		-		-	
10	-		-		-		-		-		-		-		-		-		-		-		-		-		-
11		-		-		-		-		-		-		-		-		-		-		-		-		-	
12	-		-		-		-		-		-		-		-		-		-		-		-		-		-
13		-		-		-		-		-		-		-		-		-		-		-		-		-	
14	-		-		-		-		-		-		-		-		-		-		-		-		-		-
15		-		-		-		-		-		-		-		-		-		-		-		-		-	
16	-		-		-		-		-		-		-		-		-		-		-		-		-		-
17		-		-		-		-		-		-		-		-		-		-		-		-		-	
18	-		-		-		-		-		-		-		-		-		-		-		-		-		-
19		-		-		-		-		-		-		-		-		-		-		-		-		-	
20	-		-		-		-		-		-		-		-		-		-		-		-		-		-
21		-		-		-		-		-		-		-		-		-		-		-		-		-	
22	-		-		-		-		-		-		-		-		-		-		-		-		-		-
23		-		-		-		-		-		-		-		-		-		-		-		-		-	
24	-		-		-		-		-		-		-		-		-		-		-		-		-		-
25		-		-		-		-		-		-		-		-		-		-		-		-		-	
26	-		-		-		-		-		-		-		-		-		-		-		-		-		-
27		-		-		-		-		-		-		-		-		-		-		-		-		-	

COLOR KEY

24

Red

5

Green

25

White



KEEP ON

Looping

3. Geometric Harmony

	1	2	3	4	5	6	7	8	9	10	11	12	13	14	15	16	17	18	19	20	21	22	23	24	25	26	27
1		-		-		-		-		-		-		-		-		-		-		-		-		-	
2	-		-		-		-		-		-		-		-		-		-		-		-		-		-
3		-		-		-		-		-		-		-		-		-		-		-		-		-	
4	-		-		-		-		-		-		-		-		-		-		-		-		-		-
5		-		-		-		-		-		-		-		-		-		-		-		-		-	
6	-		-		-		-		-		-		-		-		-		-		-		-		-		-
7		-		-		-		-		-		-		-		-		-		-		-		-		-	
8	-		-		-		-		-		-		-		-		-		-		-		-		-		-
9		-		-		-		-		-		-		-		-		-		-		-		-		-	
10	-		-		-		-		-		-		-		-		-		-		-		-		-		-
11		-		-		-		-		-		-		-		-		-		-		-		-		-	
12	-		-		-		-		-		-		-		-		-		-		-		-		-		-
13		-		-		-		-		-		-		-		-		-		-		-		-		-	
14	-		-		-		-		-		-		-		-		-		-		-		-		-		-
15		-		-		-		-		-		-		-		-		-		-		-		-		-	
16	-		-		-		-		-		-		-		-		-		-		-		-		-		-
17		-		-		-		-		-		-		-		-		-		-		-		-		-	
18	-		-		-		-		-		-		-		-		-		-		-		-		-		-
19		-		-		-		-		-		-		-		-		-		-		-		-		-	
20	-		-		-		-		-		-		-		-		-		-		-		-		-		-
21		-		-		-		-		-		-		-		-		-		-		-		-		-	
22	-		-		-		-		-		-		-		-		-		-		-		-		-		-
23		-		-		-		-		-		-		-		-		-		-		-		-		-	
24	-		-		-		-		-		-		-		-		-		-		-		-		-		-
25		-		-		-		-		-		-		-		-		-		-		-		-		-	
26	-		-		-		-		-		-		-		-		-		-		-		-		-		-
27		-		-		-		-		-		-		-		-		-		-		-		-		-	

COLOR KEY

24

Carnation

14

Robin's Egg

16

Leaf



KEEP ON
Looping

4. Nature's Embrace

	1	2	3	4	5	6	7	8	9	10	11	12	13	14	15	16	17	18	19	20	21	22	23	24	25	26	27
1		-		-		-		-		-		-		-		-		-		-		-		-		-	
2	-		-		-		-		-		-		-		-		-		-		-		-		-		-
3		-		-		-		-		-		-		-		-		-		-		-		-		-	
4	-		-		-		-		-		-		-		-		-		-		-		-		-		-
5		-		-		-		-		-		-		-		-		-		-		-		-		-	
6	-		-		-		-		-		-		-		-		-		-		-		-		-		-
7		-		-		-		-		-		-		-		-		-		-		-		-		-	
8	-		-		-		-		-		-		-		-		-		-		-		-		-		-
9		-		-		-		-		-		-		-		-		-		-		-		-		-	
10	-		-		-		-		-		-		-		-		-		-		-		-		-		-
11		-		-		-		-		-		-		-		-		-		-		-		-		-	
12	-		-		-		-		-		-		-		-		-		-		-		-		-		-
13		-		-		-		-		-		-		-		-		-		-		-		-		-	
14	-		-		-		-		-		-		-		-		-		-		-		-		-		-
15		-		-		-		-		-		-		-		-		-		-		-		-		-	
16	-		-		-		-		-		-		-		-		-		-		-		-		-		-
17		-		-		-		-		-		-		-		-		-		-		-		-		-	
18	-		-		-		-		-		-		-		-		-		-		-		-		-		-
19		-		-		-		-		-		-		-		-		-		-		-		-		-	
20	-		-		-		-		-		-		-		-		-		-		-		-		-		-
21		-		-		-		-		-		-		-		-		-		-		-		-		-	
22	-		-		-		-		-		-		-		-		-		-		-		-		-		-
23		-		-		-		-		-		-		-		-		-		-		-		-		-	
24	-		-		-		-		-		-		-		-		-		-		-		-		-		-
25		-		-		-		-		-		-		-		-		-		-		-		-		-	
26	-		-		-		-		-		-		-		-		-		-		-		-		-		-
27		-		-		-		-		-		-		-		-		-		-		-		-		-	

COLOR KEY

38

Flax

8

Leaf

8

Willow



KEEP ON
Looping

5. Ocean Waves

	1	2	3	4	5	6	7	8	9	10	11	12	13	14	15	16	17	18	19	20	21	22	23	24	25	26	27
1		-		-		-		-		-		-		-		-		-		-		-		-		-	
2	-		-		-		-		-		-		-		-		-		-		-		-		-		-
3		-		-		-		-		-		-		-		-		-		-		-		-		-	
4	-		-		-		-		-		-		-		-		-		-		-		-		-		-
5		-		-		-		-		-		-		-		-		-		-		-		-		-	
6	-		-		-		-		-		-		-		-		-		-		-		-		-		-
7		-		-		-		-		-		-		-		-		-		-		-		-		-	
8	-		-		-		-		-		-		-		-		-		-		-		-		-		-
9		-		-		-		-		-		-		-		-		-		-		-		-		-	
10	-		-		-		-		-		-		-		-		-		-		-		-		-		-
11		-		-		-		-		-		-		-		-		-		-		-		-		-	
12	-		-		-		-		-		-		-		-		-		-		-		-		-		-
13		-		-		-		-		-		-		-		-		-		-		-		-		-	
14	-		-		-		-		-		-		-		-		-		-		-		-		-		-
15		-		-		-		-		-		-		-		-		-		-		-		-		-	
16	-		-		-		-		-		-		-		-		-		-		-		-		-		-
17		-		-		-		-		-		-		-		-		-		-		-		-		-	
18	-		-		-		-		-		-		-		-		-		-		-		-		-		-
19		-		-		-		-		-		-		-		-		-		-		-		-		-	
20	-		-		-		-		-		-		-		-		-		-		-		-		-		-
21		-		-		-		-		-		-		-		-		-		-		-		-		-	
22	-		-		-		-		-		-		-		-		-		-		-		-		-		-
23		-		-		-		-		-		-		-		-		-		-		-		-		-	
24	-		-		-		-		-		-		-		-		-		-		-		-		-		-
25		-		-		-		-		-		-		-		-		-		-		-		-		-	
26	-		-		-		-		-		-		-		-		-		-		-		-		-		-
27		-		-		-		-		-		-		-		-		-		-		-		-		-	

COLOR KEY

14

Lavender

13

Hydrangea

4

Powder Blue

4

Robin's Egg

4

Turquoise

5

Blue

5

Purple

5

Plum



K E E P O N

Looping

6. Stellar Night

	1	2	3	4	5	6	7	8	9	10	11	12	13	14	15	16	17	18	19	20	21	22	23	24	25	26	27
1		-		-		-		-		-		-		-		-		-		-		-		-		-	
2	-		-		-		-		-		-		-		-		-		-		-		-		-		-
3		-		-		-		-		-		-		-		-		-		-		-		-		-	
4	-		-		-		-		-		-		-		-		-		-		-		-		-		-
5		-		-		-		-		-		-		-		-		-		-		-		-		-	
6	-		-		-		-		-		-		-		-		-		-		-		-		-		-
7		-		-		-		-		-		-		-		-		-		-		-		-		-	
8	-		-		-		-		-		-		-		-		-		-		-		-		-		-
9		-		-		-		-		-		-		-		-		-		-		-		-		-	
10	-		-		-		-		-		-		-		-		-		-		-		-		-		-
11		-		-		-		-		-		-		-		-		-		-		-		-		-	
12	-		-		-		-		-		-		-		-		-		-		-		-		-		-
13		-		-		-		-		-		-		-		-		-		-		-		-		-	
14	-		-		-		-		-		-		-		-		-		-		-		-		-		-
15		-		-		-		-		-		-		-		-		-		-		-		-		-	
16	-		-		-		-		-		-		-		-		-		-		-		-		-		-
17		-		-		-		-		-		-		-		-		-		-		-		-		-	
18	-		-		-		-		-		-		-		-		-		-		-		-		-		-
19		-		-		-		-		-		-		-		-		-		-		-		-		-	
20	-		-		-		-		-		-		-		-		-		-		-		-		-		-
21		-		-		-		-		-		-		-		-		-		-		-		-		-	
22	-		-		-		-		-		-		-		-		-		-		-		-		-		-
23		-		-		-		-		-		-		-		-		-		-		-		-		-	
24	-		-		-		-		-		-		-		-		-		-		-		-		-		-
25		-		-		-		-		-		-		-		-		-		-		-		-		-	
26	-		-		-		-		-		-		-		-		-		-		-		-		-		-
27		-		-		-		-		-		-		-		-		-		-		-		-		-	

COLOR KEY

45

Black

2

Purple

7

Yellow



K E E P O N

Looping

7. Vintage Elegance

	1	2	3	4	5	6	7	8	9	10	11	12	13	14	15	16	17	18	19	20	21	22	23	24	25	26	27
1		-		-		-		-		-		-		-		-		-		-		-		-		-	
2	-		-		-		-		-		-		-		-		-		-		-		-		-		-
3		-		-		-		-		-		-		-		-		-		-		-		-		-	
4	-		-		-		-		-		-		-		-		-		-		-		-		-		-
5		-		-		-		-		-		-		-		-		-		-		-		-		-	
6	-		-		-		-		-		-		-		-		-		-		-		-		-		-
7		-		-		-		-		-		-		-		-		-		-		-		-		-	
8	-		-		-		-		-		-		-		-		-		-		-		-		-		-
9		-		-		-		-		-		-		-		-		-		-		-		-		-	
10	-		-		-		-		-		-		-		-		-		-		-		-		-		-
11		-		-		-		-		-		-		-		-		-		-		-		-		-	
12	-		-		-		-		-		-		-		-		-		-		-		-		-		-
13		-		-		-		-		-		-		-		-		-		-		-		-		-	
14	-		-		-		-		-		-		-		-		-		-		-		-		-		-
15		-		-		-		-		-		-		-		-		-		-		-		-		-	
16	-		-		-		-		-		-		-		-		-		-		-		-		-		-
17		-		-		-		-		-		-		-		-		-		-		-		-		-	
18	-		-		-		-		-		-		-		-		-		-		-		-		-		-
19		-		-		-		-		-		-		-		-		-		-		-		-		-	
20	-		-		-		-		-		-		-		-		-		-		-		-		-		-
21		-		-		-		-		-		-		-		-		-		-		-		-		-	
22	-		-		-		-		-		-		-		-		-		-		-		-		-		-
23		-		-		-		-		-		-		-		-		-		-		-		-		-	
24	-		-		-		-		-		-		-		-		-		-		-		-		-		-
25		-		-		-		-		-		-		-		-		-		-		-		-		-	
26	-		-		-		-		-		-		-		-		-		-		-		-		-		-
27		-		-		-		-		-		-		-		-		-		-		-		-		-	

COLOR KEY

4

Flax

12

Carnation

8

Spice

16

Salmon

14

Ocher



K E E P O N
Looping

8. Modern Minimalism

	1	2	3	4	5	6	7	8	9	10	11	12	13	14	15	16	17	18	19	20	21	22	23	24	25	26	27
1		-		-		-		-		-		-		-		-		-		-		-		-		-	
2	-		-		-		-		-		-		-		-		-		-		-		-		-		-
3		-		-		-		-		-		-		-		-		-		-		-		-		-	
4	-		-		-		-		-		-		-		-		-		-		-		-		-		-
5		-		-		-		-		-		-		-		-		-		-		-		-		-	
6	-		-		-		-		-		-		-		-		-		-		-		-		-		-
7		-		-		-		-		-		-		-		-		-		-		-		-		-	
8	-		-		-		-		-		-		-		-		-		-		-		-		-		-
9		-		-		-		-		-		-		-		-		-		-		-		-		-	
10	-		-		-		-		-		-		-		-		-		-		-		-		-		-
11		-		-		-		-		-		-		-		-		-		-		-		-		-	
12	-		-		-		-		-		-		-		-		-		-		-		-		-		-
13		-		-		-		-		-		-		-		-		-		-		-		-		-	
14	-		-		-		-		-		-		-		-		-		-		-		-		-		-
15		-		-		-		-		-		-		-		-		-		-		-		-		-	
16	-		-		-		-		-		-		-		-		-		-		-		-		-		-
17		-		-		-		-		-		-		-		-		-		-		-		-		-	
18	-		-		-		-		-		-		-		-		-		-		-		-		-		-
19		-		-		-		-		-		-		-		-		-		-		-		-		-	
20	-		-		-		-		-		-		-		-		-		-		-		-		-		-
21		-		-		-		-		-		-		-		-		-		-		-		-		-	
22	-		-		-		-		-		-		-		-		-		-		-		-		-		-
23		-		-		-		-		-		-		-		-		-		-		-		-		-	
24	-		-		-		-		-		-		-		-		-		-		-		-		-		-
25		-		-		-		-		-		-		-		-		-		-		-		-		-	
26	-		-		-		-		-		-		-		-		-		-		-		-		-		-
27		-		-		-		-		-		-		-		-		-		-		-		-		-	

COLOR KEY

38

Yellow

16

White



K E E P O N
Looping

9. Whimsical Fantasy

	1	2	3	4	5	6	7	8	9	10	11	12	13	14	15	16	17	18	19	20	21	22	23	24	25	26	27
1		-		-		-		-		-		-		-		-		-		-		-		-		-	
2	-		-		-		-		-		-		-		-		-		-		-		-		-		-
3		-		-		-		-		-		-		-		-		-		-		-		-		-	
4	-		-		-		-		-		-		-		-		-		-		-		-		-		-
5		-		-		-		-		-		-		-		-		-		-		-		-		-	
6	-		-		-		-		-		-		-		-		-		-		-		-		-		-
7		-		-		-		-		-		-		-		-		-		-		-		-		-	
8	-		-		-		-		-		-		-		-		-		-		-		-		-		-
9		-		-		-		-		-		-		-		-		-		-		-		-		-	
10	-		-		-		-		-		-		-		-		-		-		-		-		-		-
11		-		-		-		-		-		-		-		-		-		-		-		-		-	
12	-		-		-		-		-		-		-		-		-		-		-		-		-		-
13		-		-		-		-		-		-		-		-		-		-		-		-		-	
14	-		-		-		-		-		-		-		-		-		-		-		-		-		-
15		-		-		-		-		-		-		-		-		-		-		-		-		-	
16	-		-		-		-		-		-		-		-		-		-		-		-		-		-
17		-		-		-		-		-		-		-		-		-		-		-		-		-	
18	-		-		-		-		-		-		-		-		-		-		-		-		-		-
19		-		-		-		-		-		-		-		-		-		-		-		-		-	
20	-		-		-		-		-		-		-		-		-		-		-		-		-		-
21		-		-		-		-		-		-		-		-		-		-		-		-		-	
22	-		-		-		-		-		-		-		-		-		-		-		-		-		-
23		-		-		-		-		-		-		-		-		-		-		-		-		-	
24	-		-		-		-		-		-		-		-		-		-		-		-		-		-
25		-		-		-		-		-		-		-		-		-		-		-		-		-	
26	-		-		-		-		-		-		-		-		-		-		-		-		-		-
27		-		-		-		-		-		-		-		-		-		-		-		-		-	

COLOR KEY

9

Lime

36

Purple

9

Orange



K E E P O N

Looping

10. Cultural Treasures

	1	2	3	4	5	6	7	8	9	10	11	12	13	14	15	16	17	18	19	20	21	22	23	24	25	26	27
1		-		-		-		-		-		-		-		-		-		-		-		-		-	
2	-		-		-		-		-		-		-		-		-		-		-		-		-		-
3		-		-		-		-		-		-		-		-		-		-		-		-		-	
4	-		-		-		-		-		-		-		-		-		-		-		-		-		-
5		-		-		-		-		-		-		-		-		-		-		-		-		-	
6	-		-		-		-		-		-		-		-		-		-		-		-		-		-
7		-		-		-		-		-		-		-		-		-		-		-		-		-	
8	-		-		-		-		-		-		-		-		-		-		-		-		-		-
9		-		-		-		-		-		-		-		-		-		-		-		-		-	
10	-		-		-		-		-		-		-		-		-		-		-		-		-		-
11		-		-		-		-		-		-		-		-		-		-		-		-		-	
12	-		-		-		-		-		-		-		-		-		-		-		-		-		-
13		-		-		-		-		-		-		-		-		-		-		-		-		-	
14	-		-		-		-		-		-		-		-		-		-		-		-		-		-
15		-		-		-		-		-		-		-		-		-		-		-		-		-	
16	-		-		-		-		-		-		-		-		-		-		-		-		-		-
17		-		-		-		-		-		-		-		-		-		-		-		-		-	
18	-		-		-		-		-		-		-		-		-		-		-		-		-		-
19		-		-		-		-		-		-		-		-		-		-		-		-		-	
20	-		-		-		-		-		-		-		-		-		-		-		-		-		-
21		-		-		-		-		-		-		-		-		-		-		-		-		-	
22	-		-		-		-		-		-		-		-		-		-		-		-		-		-
23		-		-		-		-		-		-		-		-		-		-		-		-		-	
24	-		-		-		-		-		-		-		-		-		-		-		-		-		-
25		-		-		-		-		-		-		-		-		-		-		-		-		-	
26	-		-		-		-		-		-		-		-		-		-		-		-		-		-
27		-		-		-		-		-		-		-		-		-		-		-		-		-	

COLOR KEY

12

Red

16

White

26

Blue



K E E P O N
Looping

Troubleshooting

Make sure to check out the tips section in the beginning of the book!

There are several different techniques for that pesty last row.

1. pick 2-3 loops that have been crocheted off the loom to put back on the loom on each side to keep the tension tight for that last fourth side
2. Some use paper clips instead of over stretching the single loops like I described in option 1 - key is to keep the tension on the potholder until you are completely finished
3. you could string the last side of loops onto a long knitting needle or afghan crochet hook and crochet off the needle/hook
4. I've seen some use packing tape or a big rubber band to keep the last row of loops on the loom while working on crocheting it off, removing the tape/band little by little to get to the next loop.

If you are having any problems, please send us an email to info@acornsandtwigs.com

We're here to help!

K E E P O N
Looping

What's next?

In an era where technology often takes center stage, we found solace in the meditative rhythm of crafting by hand.

We realized that weaving, with its roots deeply embedded in human history, was a gateway to cultivating mindfulness, embracing tradition, and channeling creativity.

Weaving is more than a mere pastime; it's a way of connecting with the past, expressing oneself in the present, and creating tangible heirlooms for the future.

"Keep on Looping" as a tribute to the artisans and creators who find joy in bringing beautiful and functional pieces to life. It's a platform that curates community around potholder weaving, catering to both beginners and experienced crafters.



Driven by our love for weaving, "Keep on Looping" blossomed into a haven for potholder weaving enthusiasts. With a curated collection of patterns, tutorials, and resources, we aim to demystify the art of potholder weaving and invite beginners to embark on a fulfilling creative endeavor.

"Keep on Looping" is your gateway to experiencing the joy of weaving colorful threads into intricate designs, one loop at a time.

Scan Here to
Find Out More!



Or go to
www.keeponlooping.com

KEEP ON
Looping

Final Thoughts

Sharing our creations with you and watching your own masterpieces come to life is a true delight. From simple patterns to intricate designs, we've witnessed the magic that happens when imagination meets loops. As our potholders find their place in our homes, they become part of your story—a story of artistry, of trying new things, and of embracing the joy of crafting.

But it doesn't end here. Our looms may rest for now, but the spirit of creativity is far from done. We hope that the patterns, techniques, and memories you've gathered will continue to inspire you. Whether you're weaving solo or with loved ones, remember that each loop is a chance to create, to express, and to make a mark on the fabric of time.

The joy of crafting is a gift that keeps on giving, and we're excited to see where your journey leads.

Thank you for being part of our weaving journey. Keep on looping, keep on creating, and keep on inspiring. Your story, woven with love and creativity, is what makes this journey truly remarkable.

With heartfelt appreciation,
Jennifer Schindler

www.AcornsAndTwigs.com

K E E P O N
Looping