



Wonder Kids: 5-Week Children's Ministry Curriculum

The world often tells children, "You're too young" or "Wait until you're older." But kids in the Bible are frequently part of God's plans. Wonder Kids: 5-Week Children's Ministry Curriculum will teach kids this truth: They are never too young to share in God's work.

Main Idea: You're never too young to be part of God's plans.

Gospel Connection: Jesus demonstrated how much God values children by welcoming them, blessing them, and using their simple faith as an example for all. Through faith in Jesus, every child can be part of God's amazing work. When we trust in Jesus as our Savior, He gives us His Holy Spirit, who empowers us to do incredible things for God's kingdom - no matter our age.

Theme Verse: 1 Timothy 4:12

5-Week Curriculum Schedule

Week 1 – Wake Up Call!

- **Bible Story:** Samuel Hears God's Voice (1 Samuel 3), Matt. 18:2-4, 1 Timothy 4:12
- **Main Idea:** God speaks to children and values their listening hearts.

Week 2 – Best Sister Ever!

- **Bible Story:** Miriam Protects Moses (Exodus 2:1-10), Luke 18:16, Psalm 8:2
- **Main Idea:** God gives young people wisdom and courage to help others.

Week 3 – Small But Mighty!

- **Bible Story:** Naaman's Servant Girl (2 Kings 5:1-14), Matthew 21:15-16, 1 Peter 3:15
- **Main Idea:** God can use young voices to share His amazing love.

Week 4 – Lunch Box Hero!

- **Bible Story:** Loaves and Fishes (John 6:1-14), Mark 9:36-37, 2 Corinthians 9:7
- **Main Idea:** Jesus can do wonderful things with what children offer. His miracles show his power can multiply even the smallest gifts.

Week 5: Teaching the Teachers!

- **Bible Story:** Young Jesus in the Temple (Luke 2:41-52), Col. 3:16, Proverbs 9:10
- **Main Idea:** Growing in God's wisdom starts at any age.



1 Timothy 4:12 NIV

Don't let anyone look down on you because you are young, but set an example for the believers in speech, in conduct, in love, in faith and in purity.



Week 1 – Wake Up Call

Bible Story: Samuel Hears God's Voice (1 Samuel 3)

Supporting Scriptures: Matthew 18:2-4, 1 Timothy 4:12

Lesson Main Idea: God speaks to children and values their listening hearts

Gospel Connection: Just as God spoke directly to young Samuel, Jesus welcomes children into a close relationship with Him. When we trust in Jesus as our Savior, we can hear and respond to God's voice at any age, just like Samuel did.

Video Bible Stories: Use this link to access recommended Bible story videos and bonus content for this curriculum series.

https://linktr.ee/wonder_kids_lesson



Introduction Game – Echo Game

SUPPLIES NEEDED: None

TEACHER: Welcome, everyone! I'm so glad to see you today. We're starting a brand-new series called "WONDER KIDS: Young Heroes God Chose." Over the next few weeks, we'll learn about kids in the Bible who did amazing things with God's help. Today, we'll talk about Samuel, a boy who heard God's voice and listened to Him. Let's play a game to practice listening closely, just like Samuel did. It's called "Echo Game." In this game, I'll say something, and you have to listen carefully and echo it back to me exactly as I said it. Ready?



1. Stand in a circle or sit in a group.
2. **TEACHER:** Start by saying simple, clear phrases or words, like "God loves you!" or "Samuel heard God." Speak clearly and with expression.
3. Ask the group to repeat your phrase exactly as you said it.
4. Gradually increase the difficulty by saying phrases with different tones, speeds, or funny sounds, like "God is sooooo good!" or "Samuel was sleeeeepy."
5. After a few rounds, let a child be the leader and say phrases for the group.


DEBRIEF: You all did such a great job listening and echoing what you heard! Samuel had to listen carefully, too, when God called him. Just like in our game, when we pay close attention, we can hear God speaking to us in our hearts through the Bible, prayer, and wise teachers. Remember, God values our listening hearts and wants us to know Him!



Object Lesson – The Whisper Balloon

SUPPLIES NEEDED:

- ☐ A medium-sized balloon
- ☐ A marker (optional, to draw a face or fun design on the balloon)



TEACHER: Today, we're learning how God speaks to us and how Samuel listened to Him. Sometimes it can be difficult to hear God's voice because of all the noise and busyness around us. I have something here to help us understand.

Hold up the balloon.

This balloon is like our lives—busy, moving, and full of energy. Watch what happens when I fill it up and let it go.

Blow up the balloon, then release it so it flies around the room.

That balloon made a lot of noise, didn't it? It zoomed all over the place and didn't seem to have any direction. That's what happens when we don't slow down to listen to God. It's hard to hear Him when there's too much noise or movement in our lives.

Now let's try something different. I'll blow the balloon up again, but this time, I won't let it fly around. Instead, I'll hold it closed and whisper something into it.

Blow up the balloon again, then hold it closed as you pretend to whisper into it.

I just whispered something special into the balloon. Can you guess what I said? I said, "God loves you!" Now watch what happens when I let the air out slowly.

Let the air out slowly while holding the balloon close to your ear as if you're listening carefully.

When we're calm and still, we can hear the whisper. Samuel had to quiet down and listen carefully to hear God's voice. Just like the balloon, when we slow down and stop moving, we can hear God speaking to us in our hearts.

DEBRIEF: God still speaks to us today, just like He spoke to Samuel. Sometimes, we hear Him through the Bible, through prayer, or through people who teach us about Him. The most important thing is to take time to listen. Let's all remember to stop and listen for God's voice this week.



Bible Story – Samuel Hears God's Voice

After this lesson children will be able to:

- ☐ Summarize the main events in the story of Samuel hearing God's voice.
- ☐ Identify the central theme: listening to God.
- ☐ Relate Samuel's response to the children's ability to listen to God today.
- ☐ Connect the story to their experiences with prayer and reflection.



Approximate Teaching Time: 25–30 minutes

TEACHER: Have you ever tried to get someone's attention but they just wouldn't listen? Maybe you were calling your dog, and he just kept sniffing the ground. Or maybe you were trying to tell your parents something important, but they were busy on their phones. How did that feel? (Pause for answers.)

Sometimes it can feel like nobody's listening. But guess what? God always listens to us, and even more amazing—God speaks to us, too! Today, we're going to learn about a boy named Samuel who had an amazing experience hearing God's voice. He didn't have a phone or earbuds, but he learned to listen when God called him.

The story of Samuel is found in the book of 1 Samuel, written to show how God leads and guides His people. Samuel was just a boy when God spoke to him, and he became one of the Bible's greatest prophets. Let's hear how it started.

READ: 1 Samuel 3:1-4

TEACHER: Can you imagine being woken up like that? Have you ever thought you heard someone call you, but when you checked, nobody was there? (Pause for answers.) That's exactly how Samuel felt—confused! But he was quick to help, which shows he had a listening heart.

READ: 1 Samuel 3:5-7

TEACHER: Samuel didn't recognize God's voice right away, and that's okay. None of us are born knowing how to listen to God—it's something we learn over time, just like learning how to ride a bike or play a new game.

READ: 1 Samuel 3:8-10

TEACHER: Did you notice how patient God was? He called Samuel again and again until Samuel finally understood. God loves us so much that He keeps speaking, even when we don't always recognize His voice right away.

God spoke to Samuel because He had a special plan for him, and God has plans for you, too. When we take time to listen, God shows us His plans through the Bible, prayer, and wise people in our lives—just like Samuel learned from Eli.

READ: Matthew 18:2-4

TEACHER: In this passage, Jesus taught that having a childlike heart—one that is humble, curious, and ready to listen—is what makes us part of His kingdom.

READ: 1 Timothy 4:12

TEACHER: This verse reminds us that we're never too young to make a difference for

God. Samuel was just a boy when God called him, and God used him in amazing ways. The same can be true for you.

Let's remember what happened in Samuel's story:

- ☐ Samuel was a young boy serving in the temple.
- ☐ He heard God's voice but didn't recognize it at first.
- ☐ With Eli's help, Samuel learned to listen and respond to God.
- ☐ God spoke to Samuel because He had an important plan for his life.

And here's the best part: God speaks to us, too. Maybe not out loud like He did with Samuel, but through the Bible, through prayer, and through other people who love Him. The most important thing is to have a listening heart.

GOSPEL CONNECTION: Just like Samuel needed Eli's guidance to recognize God's voice, we need Jesus to help us hear and follow God. Jesus came so we could have a close relationship with God. When we trust Him, He helps us listen to God and understand His plans for our lives. Jesus showed us how much God values kids by always welcoming them and using their faith as an example for everyone.



Discussion Questions & Prayer

TEACHER: You all did such an amazing job listening to the story today! I'm so proud of how you paid attention and shared your thoughts. Today, we learned something really important: **God speaks to children and values their listening hearts.** Just like Samuel, God wants us to have listening hearts, ready to hear Him through prayer, the Bible, and wise people in our lives.

Now let's talk a bit more about the story with fun questions. Remember, there are no wrong answers, so feel free to share what's on your mind!

1. How do you think Samuel felt when he heard someone calling him in the middle of the night?
2. Why do you think Samuel didn't recognize God's voice at first?
3. What are some ways we can listen to God today?

Prayer Requests: Wow, those were some great answers! You all are so thoughtful, and I can see you're really understanding how Samuel learned to listen to God. Now, before we finish, let's take a moment to share any prayer requests. Is there something you'd like to talk to God about this week? Maybe someone who needs help, something you're worried about, or something you're thankful for?

Dear God, thank You for teaching us through Samuel's story that You speak to children and value our listening hearts. Please help us to be like Samuel and listen to Your voice in prayer, in the Bible, and through the people You've placed in our lives. Thank You for caring about each of us and for speaking to our hearts. We also pray for the things shared today, and we trust You to take care of each one. Thank You for loving us so much. In Jesus' name, Amen.



Samuel Listening to God's Voice



Word Search Puzzle

ARK - BED - BOY - CALL - CHILD - ELI - GOD - LISTEN

LORD - PRAYER - SAMUEL - TEMPLE - VOICE

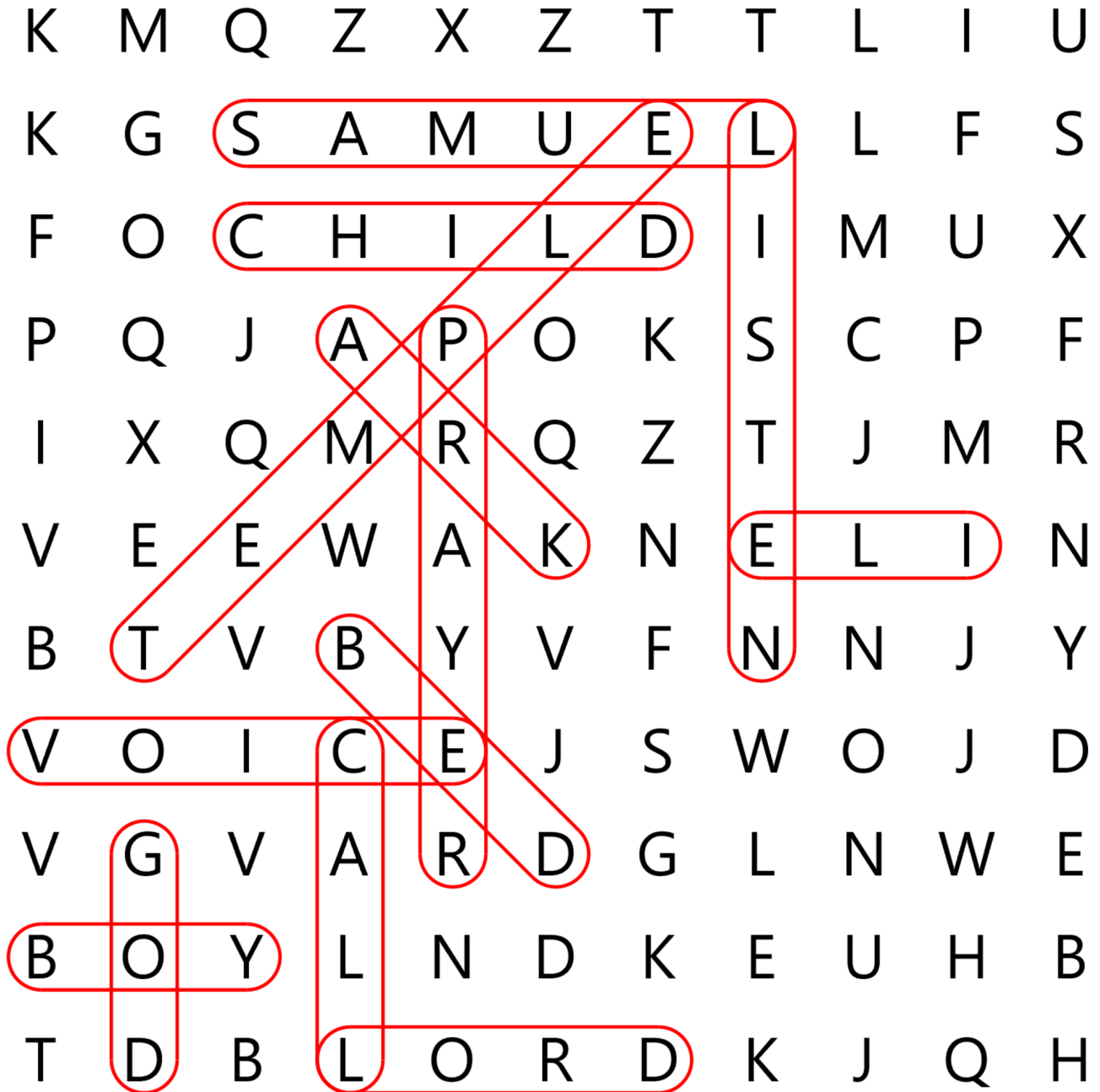
K	M	Q	Z	X	Z	T	T	L	I	U
K	G	S	A	M	U	E	L	L	F	S
F	O	C	H	I	L	D	I	M	U	X
P	Q	J	A	P	O	K	S	C	P	F
I	X	Q	M	R	Q	Z	T	J	M	R
V	E	E	W	A	K	N	E	L	I	N
B	T	V	B	Y	V	F	N	N	J	Y
V	O	I	C	E	J	S	W	O	J	D
V	G	V	A	R	D	G	L	N	W	E
B	O	Y	L	N	D	K	E	U	H	B
T	D	B	L	O	R	D	K	J	Q	H



Word Search Answers

ARK - BED - BOY - CALL - CHILD - ELI - GOD - LISTEN


LORD - PRAYER - SAMUEL - TEMPLE - VOICE



Craft Activity – Listening Ears Headband

SUPPLIES NEEDED:

- ☐ Construction paper or cardstock
- ☐ Cheap headbands from a craft store or supermarket (one per child)
- ☐ Scissors
- ☐ Tape or glue
- ☐ Markers or crayons



TEACHER: Today, we learned that God speaks to children and values their listening hearts, just like He spoke to Samuel. To help us remember this, we're going to make "Listening Ears Headbands." These will remind us to listen to God with open hearts.

1. First, we'll make the ears. Draw two big ear shapes on another piece of paper, cut them out, and color them however you'd like. They can be human ear-shaped or animal ears (bunny, cat, dog, etc.) The bigger and sillier, the better!
2. Once you've decorated your ears, tape or glue them to the sides of your headband.

That's it! Your Listening Ears are ready to remind you to always listen for God's voice, just like Samuel did. Let's put them on and practice saying, "Speak, Lord, I'm listening!"



Week 1 – Note for Parents

This week, your child learned the story of Samuel, a young boy who heard God calling his name. The main idea of this lesson was: **God speaks to children and values their listening hearts.** Through this story, we reminded the kids that God's voice is still active today, guiding us through the Bible, prayer, and trusted people in our lives.

This truth isn't just for children—it's a reminder for all of us to listen for God's voice in our own hearts. As part of our "Wonder Kids" series, we are exploring how God uses young people to do amazing things in His plans.

We're so grateful for your commitment to your child's spiritual growth. Thank you for allowing us to support your family in this journey!